

May 2021 Harnessing Technology

- Featured Video
- Strategy of the Month
- Featured Workshop
- Helpful Tip
- Did You Know?
- Spotlight
- May Workshops

Featured Video

Perusall Engagement with Readings and Peers Through Perusall

Looking for ways to motivate deep reading of texts and articles? Do you need an efficient way to engage all of your students in conversations about course readings? Perusall may be your solution! Learn how to integrate this robust tool into your Canvas course and gradebook. Watch [Engagement with Readings and Peers Through Perusall](#)!

Strategy of the Month

Meet Your Students Where They Are

Students learn best when they are engaged and feel connected to their instructor and other students. In fact, data from *Preparing New Faculty Members for Their Teaching Role* shows that students consistently rate "instructor presence" and "instructor care and concern for students" as the most significant characteristics of excellent teaching (Jones 2008). Heiberger and Junco suggest that we should meet students where they are, and they are on social media. Engaging students in ways that reflect the real world, like using social media, positively impact educational outcomes.

Dr. Tiff Jensen encourages authentic communication with students using tools and methods they are already engaging with. She uses the UF Google Suite to generate a [Google Voice number](#) to enable texting with students without sharing her personal contact information. This allows her to provide quick, real-time responses to many student questions. She also keeps a professional social media account on Twitter to share current news, quick messages, and ideas. Finally, Dr. Jensen uses the [UF Online Salesforce Plaza](#) to engage in game nights and socials with students and other faculty.

For more information, watch [Dr. Jensen's workshop recording \(1:20:45\)](#)

Sources

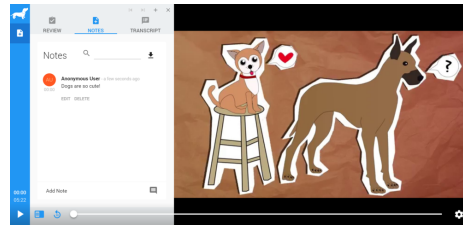
- Jones, A. (2008). Preparing new faculty members for their teaching role. *New Directions for Higher Education*, (143), 93-100. Retrieved from <https://onlinelibrary.wiley.com/doi/epdf/10.1002/he.317>
- Heiberger, G. and Junco, R. (2011). "Meet your students where they are.". In *NEA Higher Education Advocate* 6–9. Retrieved from <https://teach.ufl.edu/wp-content/uploads/2021/04/04212021-HigherEdSocialMediaGuide-2-1.pdf>
- Greg Heiberger & Ruth Harper. (2018). *Using Social Media and Scientific Teaching to Enhance Undergraduate Learning. Learning Everywhere on Campus: Teaching Strategies for Student Affairs Professionals*. Routledge: New York

Featured Workshop

Getting the Most Out of PlayPosit

Presented by Emily Bleibel

PlayPosit is a web-based tool that allows instructors to create and edit interactive video assessments from streamed or uploaded content. Points for interactions can feed directly to the Canvas gradebook. UF's Center for Online Innovation & Production (COIP) has provided a campus-wide license for this tool. In this workshop, you will learn how to:



- Access your account
- Create a bulb
- Link the bulb in LMS (Non-Graded Bulbs Demonstrate how to create interactions)

This workshop will be held on 5/18/2021 from 12:00 pm - 2:00 pm. [Register for Getting the Most Out of PlayPosit!](#)

Helpful Tip

Consider Incorporating Some of These Online Collaboration Tools into Your Course!

1. Flipgrid

Flipgrid is 100% free for all educators and learners. Engage and empower every voice in your classroom by recording and sharing short, awesome videos...together! It's simple, fun, and takes only a few minutes. Learners pause and flip their camera while recording, add uploaded photos and videos, trim unlimited clips, and include a whiteboard, video styles, text, emoji, inking, and more to superpower their stories! [Learn more about Flipgrid.](#)

2. Google G Suite (UF Google Account Required)

Google G Suite offers tools such as shared docs, sheets, forms, drawings, and sites that can be used to create interactive classroom activities. You can access the Suite by logging in with your UF Google account. To set up your UF Google account, visit [Google Drive](#) and select "Personal Account." Enter your UF email

address (not a department-specific email such as @aa.ufl.edu) then enter your GatorLink credentials. [Learn more about G Suite.](#)

3. Kahoot!

Kahoot! is a game-based learning platform that makes it easy to create, share and play learning games or trivia quizzes in minutes. Unleash the fun in your classroom! [Learn more about Kahoot!](#)

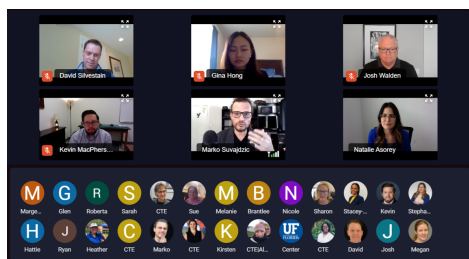
4. Perusall (Canvas Login Required)

Perusall is an online tool that takes advantage of social learning strategies to promote asynchronous engagement with text and images. The instructor can upload reading materials, highlight important concepts and assign tasks to the class. [Learn more about Perusall.](#)

5. VoiceThread (Gatorlink Credentials Required)

VoiceThread is an interactive collaboration and sharing tool that enables users to add images, documents, and videos to which other users can add voice, text, audio files, or video comments. Typically, an instructor creates the initial narrative slides and students then add their comments at any point in the narration. [Learn more about VoiceThread.](#)

Did You Know?



Interface 2021 Keynote Recordings Are Available

If you didn't have a chance to attend Interface this year, keynote and keynote panel recordings are available!

- Care, Community, and Hospitality: Supporting Student Collaboration in Online and Hybrid Environments (34:13) | Dr. Maha Bali
- The Future of Inclusive Teams (54:15) | Natalie Asorey, Joshua Walden, David Silvestain, Marko Suvajdzic, Dr. Kevin MacPherson, and Gina Hong


The Center for Teaching Excellence is on Social Media!

Follow us on [Twitter](#) and [Facebook](#) for workshop and event updates, award announcements, new podcast episodes, and more! We invite you to share your innovative teaching practices by tagging us on Twitter (@UF_CTE) or Facebook (@UFTeachingExcellence).

Spotlight

Go Digital! Interactive Learning Logs Using Google Slides

Assignment idea by Dr. Lindsey Chapman, Clinical Assistant Professor in the College of Education



This activity uses the [Google](#)

[Slides](#) platform as a central space

where students can create, write and make meaning. Students submit entries into their interactive "learning log" at designated points in the course, and are expected to interact with the instructor through the comment feature to respond to specific feedback, ask questions, and seek clarifications.

These learning logs serve as a living document reflective of the students' learning and thinking across the semester. Unlike a traditional notebook, students are able to include a wide array of media directly into their learning logs. Read more about this assignment's set-up, instructions, and grading in the [No Walls Teaching eBook!](#)

May Workshops

More information and registration for all workshops can be found in the [Passport Portal](#). If you are unable to register for a workshop, please [create a Passport Portal account](#), then try registering again after you receive a confirmation email. For help navigating the Passport Portal, [view the user guide](#).

Tech Bytes: Post-pandemic teaching and learning

5.12.21 2:00PM-3:30PM via Zoom

Presented by the Center for Instructional Technology and Training

Join us for an interactive discussion panel hosted by the UFIT Center for Instructional Technology and Training (CITT). Faculty panelists will share their experiences in adapting their courses to online and hybrid formats, the lessons they learned over the past year, and the new strategies that they will continue to use in future semesters.

After the panel, we hope you will stick around for optional breakout discussions with a small group of peers. [Register for Tech Bytes: Post-pandemic teaching and learning!](#)

Creating a Scholarly Community and Socratic Questioning

5.25.21 3:00PM-4:00PM via Zoom

Presented by Sharon Difino & Penny Cox

Dr. Sharon Difino and Dr. Penny Cox share how they automate aspects of their class discussions with Packback Questions to achieve head-turning engagement and quality contributions from students. They achieve results above national averages without time lost on repetitive tasks, moderating, and tabulating scores, rather, they focus on custom feedback.

Professors with high enrollments, in particular, would benefit from Packback, which is integrated with Canvas and approved technology at UF. [Register for Creating a Scholarly Community and Socratic Questioning!](#)

Please Note: *you must have a Passport Portal account to register for this workshop. [Create an account.](#)*

Advanced Features of PlayPosit

5.26.21 2:00PM-4:00PM via Zoom

Presented by Brady Venables

PlayPosit is a web-based tool that allows instructors to create and edit interactive video assessments from streamed or uploaded content. Points for interactions can feed directly to the Canvas gradebook. UF's Center for Online Innovation & Production (COIP) has provided a campus-wide license for this tool. In this workshop, you will learn how to:

- Use rich text editor options
- Create discussions
- Create study guides
- Create a jump/hotspot for branched learning
- Deep dive into analytics

Register for Advanced Features of PlayPosit!

Please Note: *you must have a Passport Portal account to register for this workshop. [Create an account.](#)*

More information and registration for all workshops can be found in the Passport Portal. If you are unable to register for a workshop, please create a Passport Portal account, then try registering again after you receive a confirmation email. For help navigating the Passport Portal, view the user guide.



©2021 Center for Teaching Excellence, University of Florida | 1772 Stadium Road,
Gainesville, FL

[Web Version](#) [Preferences](#) [Forward](#) [Unsubscribe](#)

Powered by [Mad Mimi®](#)
A GoDaddy® company