
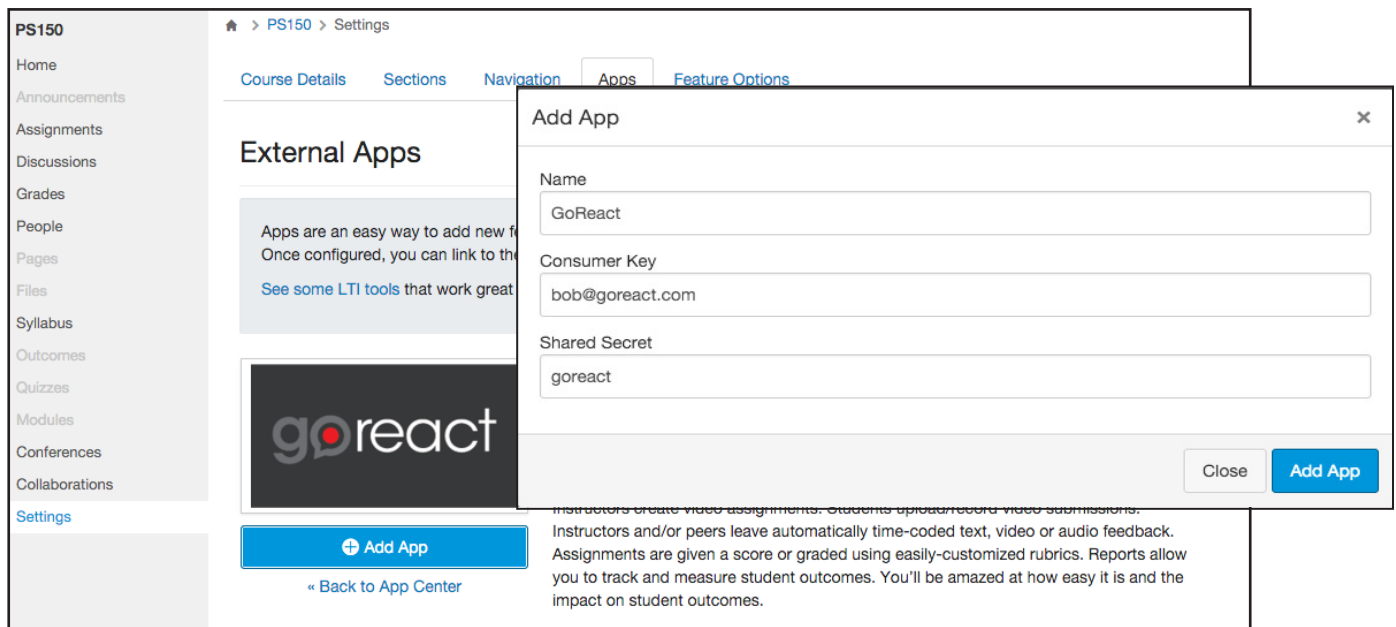


Add GoReact to Your Account

1. In Canvas, select **Settings** and then **Apps**.
2. Select **GoReact** (you can search or scroll).

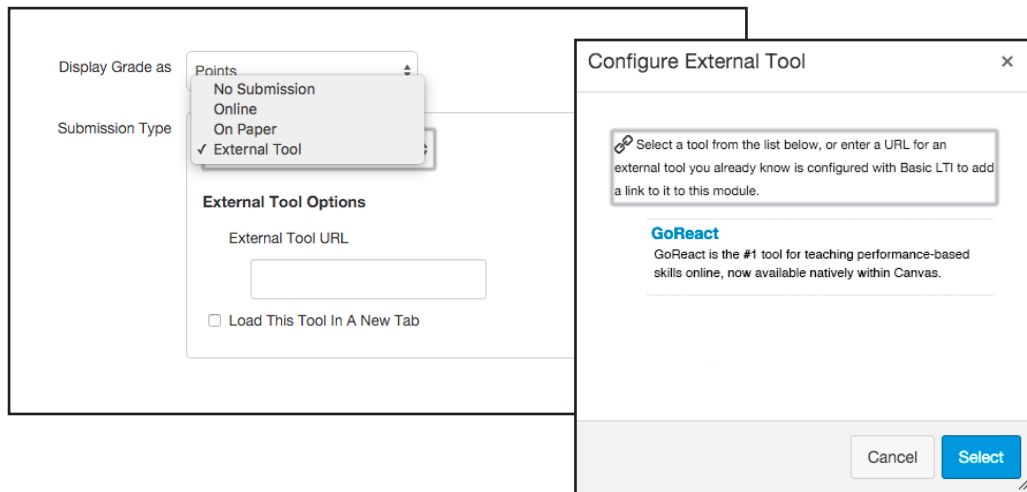


3. Click **Add App**. In the dialog, add your email in the **Customer Key** field and goreact (lowercase) in the **Shared Secret** field, then click **Add App** again.



Create a GoReact Assignment

1. In Canvas, create an **Assignment** as normal. Give your assignment a name, then under **Submission Type**, select **External Tool**.
2. Click in the **External Tool URL** field to bring up the **Configure External Tool** dialog box, and select **GoReact**. **Save** or **Save and Publish** the assignment.



3. Select the **Activity Type** and options you'd like, then click **Done**. **Viola!** As students submit recordings you can critique and grade them right here.

